



GRASSROOTS TRUST RESCUE HELICOPTER
TEACHER'S
GUIDE



HOW TO USE THIS GUIDE

Thank you so much for your interest in learning more about your rescue helicopter and doing these activities with your classroom.

Please read through the Kids Crew Activity Booklet and Teacher's Guide for the answers to the activities in the booklet.



WE LOVE

that we can be part of the community, in and outside of the classroom.



GRAEME
BASE MANAGER



LANCE
PILOT



LEIGH
CREWMAN



RENE
CRITICAL CARE
FLIGHT PARAMEDIC

DISPATCH

PROCESS



RENE

CRITICAL CARE FLIGHT PARAMEDIC

“The speed of the Grassroots Trust Rescue Helicopter ensures that we reach the patient as soon as possible. My job is to administer life-saving medical treatment to patients on-site and while en route to the hospital.”

111 DISPATCH PROCESS

Did you know the Grassroots Trust Rescue Helicopter can only be tasked to missions through the 111 Communication Centre.

Here is an example of how we would be dispatched to a motor vehicle accident!



ACTIVITY 1

Scenario: You are hiking on a trail in the Ruahine Forest Park with your friend and their dad. Half way through the hike, your friends' dad trips over, hits his head on a rock, and is unconscious. It is just you and your friend, there is no one else around.

What should you do next?


Can you put these statements in the correct order from 1 - 9?

7	Explain what has happened with as much detail as possible.
3	Answer, slowly but clearly, 'Ambulance please.'
6	The operator will ask 'What has happened?'
1	Find a phone and dial 111.
9	Do not put down the phone until the operator tells you to.
5	Answer slowly and clearly 'My name is -----, I am ----- years old.'
2	The operator will answer and ask, 'Which service do you need – Police, Fire or Ambulance?'
4	The operator will ask, 'What is your name?'
8	Tell the operator the address. If you're not at home, describe where you are. Look for street names and landmarks.

ACTIVITY 2

Landing Map Help us land the rescue helicopter!

Use the grid below to draw a map of your school field or local sports field! Mark an 'H' where you think the best area for the Grassroots Trust Rescue Helicopter to land would be – remember, the bigger the area the better!



“As a pilot for the Grassroots Trust Rescue Helicopter, I need to make sure that the helicopter can land safely. We need an area about the size of a tennis court, but can land on school grounds, bridges, roads, or farms!”

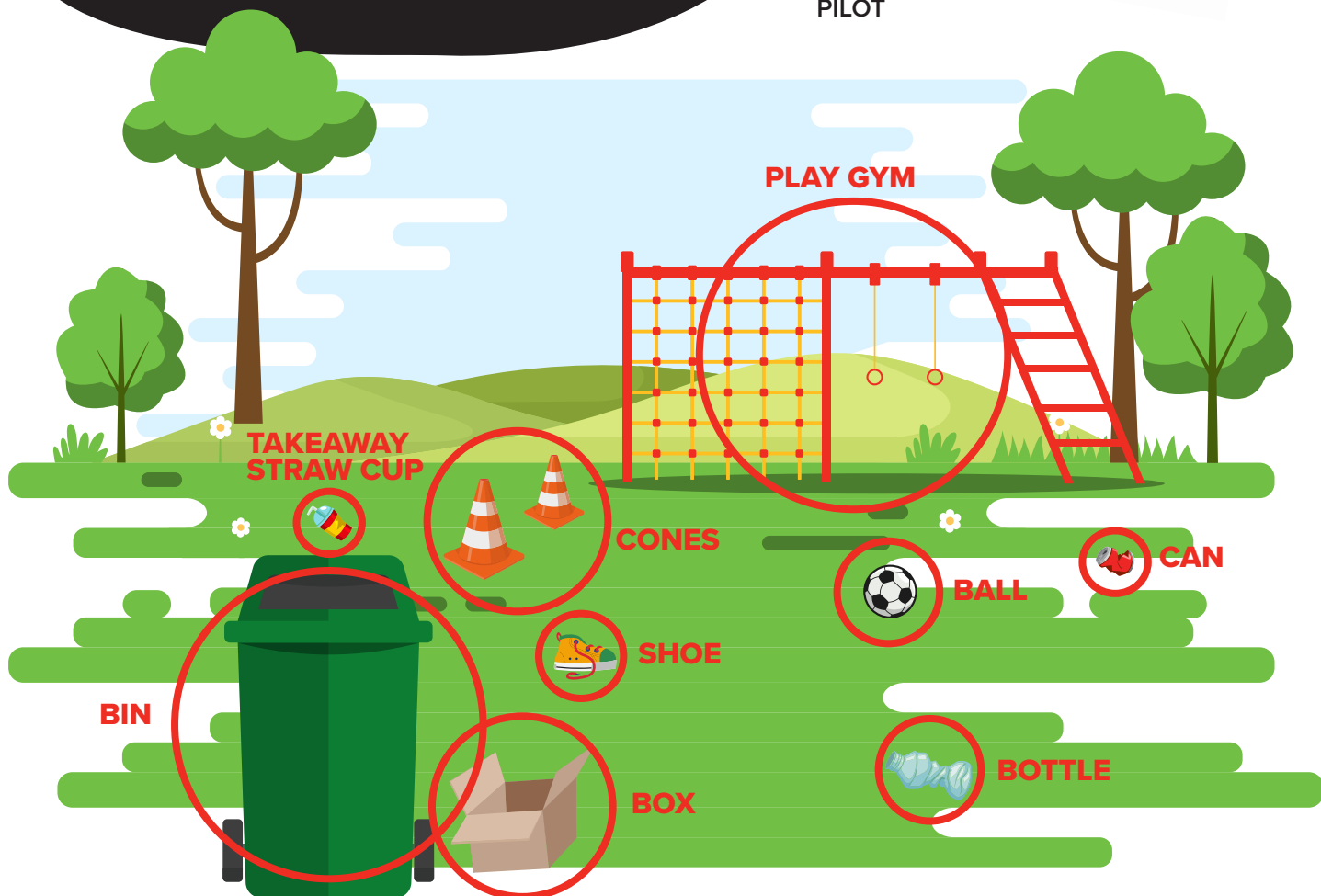
LANCE PILOT

ACTIVITY 3

Pilots need to be aware of hazards when landing a helicopter, as foreign object debris (also known as FOD), can damage our engine or injure people standing close by. FOD can be anything light that would move from strong wind caused by the helicopter dropping down to land or when it's about to fly away. Some examples would be rubbish or shoes left on the field.



LANCE
PILOT



Can you circle all the FOD on this field?

FOD - Foreign Object Debris

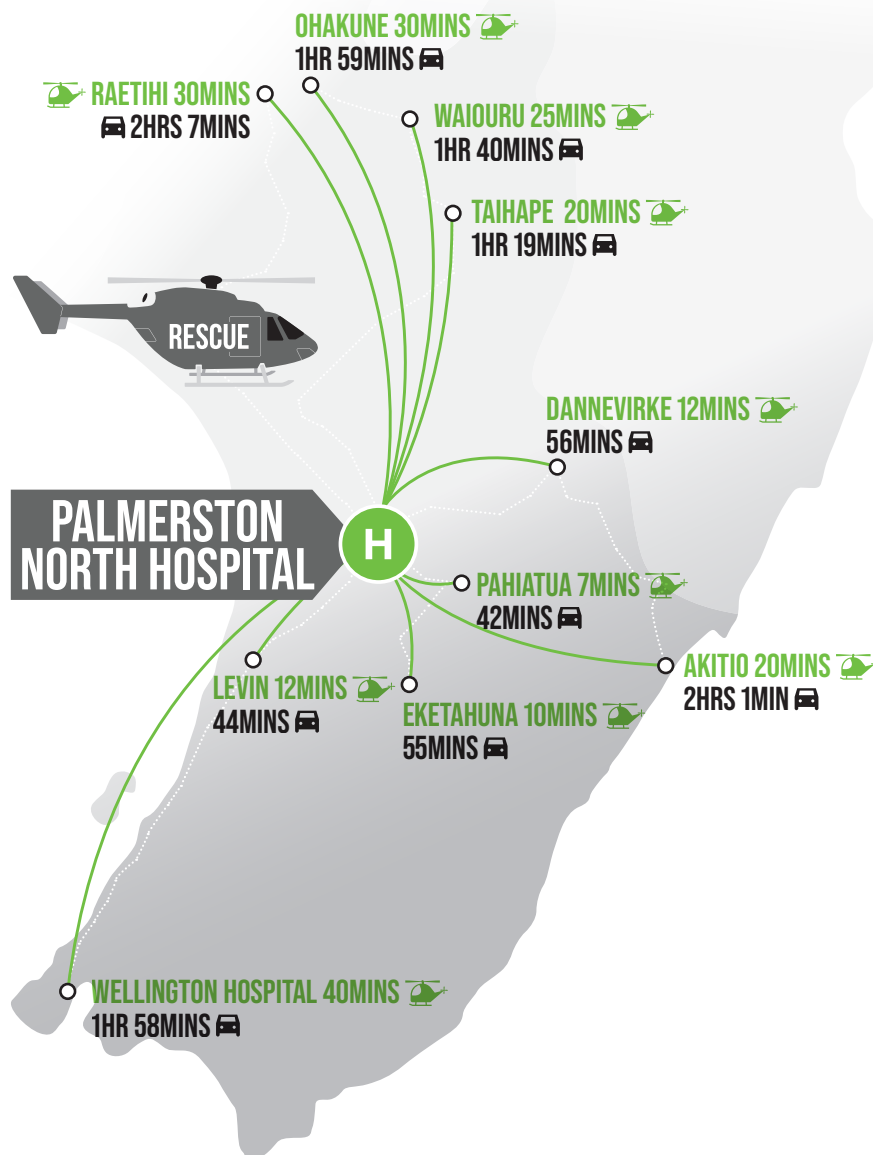
LOCATIONS

Your rescue helicopter goes where we are needed

“When the Grassroots Trust Rescue Helicopter is tasked to a mission it’s because your rescue helicopter is the fastest, the best, and in many cases, the only option for patients. We can get to places other emergency services aren’t able to, so everyone in New Zealand is covered by a rescue helicopter!”



LEIGH
CREWMAN



ACTIVITY 4

FOR PRIMARY SCHOOL USE

Rescue helicopters cost a lot to operate. Did you know each rescue mission, on average, costs just over \$9,500 per mission - including fuel, crew and medical equipment.

- 1** On average, the rescue helicopter uses \$100 worth of fuel every minute. Using the previous page as a reference, how much would it cost to travel from the Grassroots Trust Rescue Helicopter hangar to an accident in:

Levin	\$1,200
Taihape	\$2,000
Dannevirke	\$1,200
Raetihi	\$3,000

- 2** 4L of fuel is used every minute.
How much fuel would we need to rescue...

- Lou, after a motor vehicle accident in Eketahuna?

40L

- Baby Lacey for urgent medical care from her home in Waioruru?

100L

- 12 year old Hayley after a skiing accident in Ohakune?

120L

ACTIVITY 4

FOR INTERMEDIATE SCHOOL USE

Rescue helicopters cost a lot to operate. Did you know each rescue mission, on average, costs just over \$9,500 per mission - including fuel, crew and medical equipment.

- 1** On average, the rescue helicopter uses \$100 worth of fuel every minute. Using the previous page as a reference, how much would it cost to travel from the Grassroots Trust Rescue Helicopter hangar to an accident in:

Levin	\$1,200
Taihape	\$2,000
Dannevirke	\$1,200
Raetihi	\$3,000

- 2** 3.6L of fuel is used every minute.
How much fuel would we need to rescue...

- Lou, after a motor vehicle accident in Eketahuna?

36L

- Baby Lacey for urgent medical care from her home in Waioruru?

90L

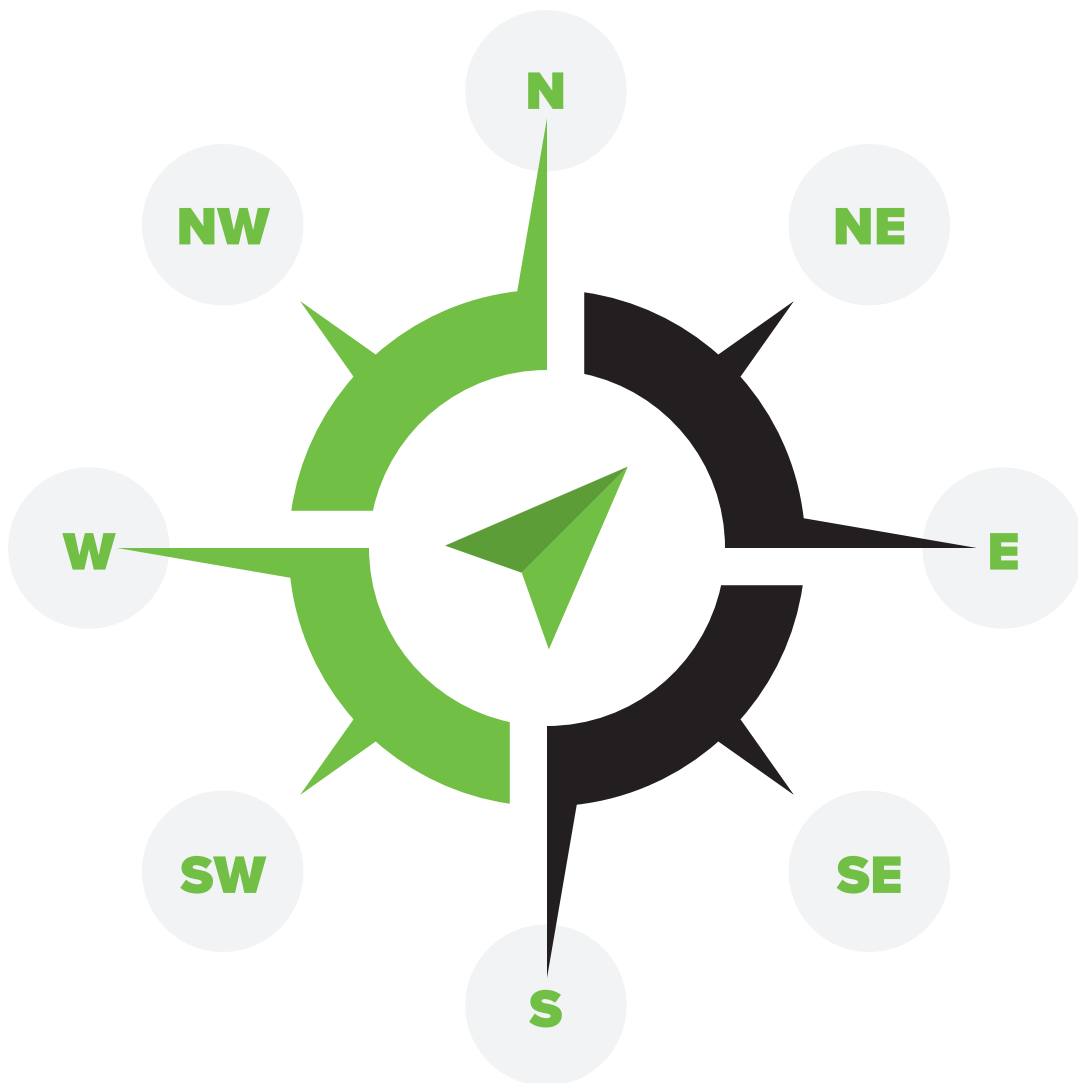
- 12 year old Hayley after a skiing accident in Ohakune?

108L

ACTIVITY 5

Can you fill out the points on this compass?

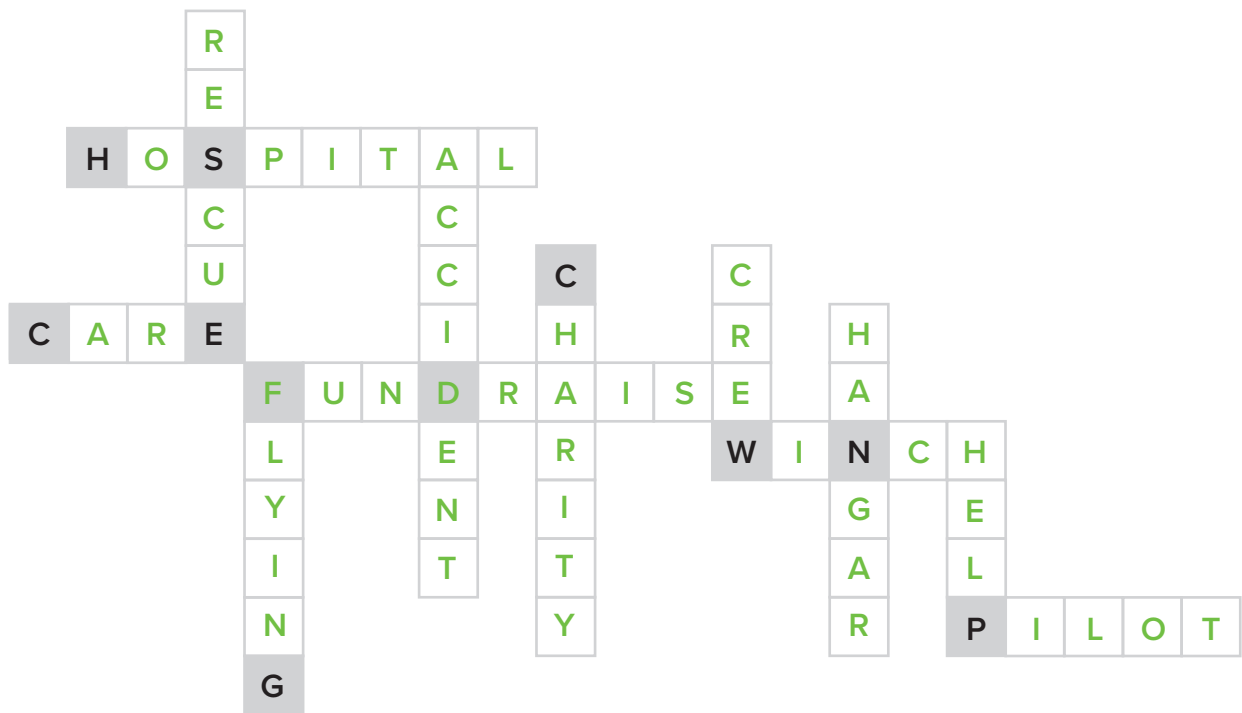
1. **S**-South 2. **N**-North 3. **E**-East 4. **W**-West 5. **SE**-South East
6. **SW**-South West 7. **NE**-North East 8. **NW**-North West



ACTIVITY 6

FOR PRIMARY SCHOOL USE

Exercise your brain with these word puzzles!



Care Pilot Winch
Accident Crew Fundraise
Charity Rescuer Help
Flying Hospital Hangar



“When we aren’t out on a mission, the crew of the Grassroots Trust Rescue Helicopter are training at the hangar. It’s important we keep our brains active and fun games are a great way to do this.”

GRAEME BASE MANAGER

ACTIVITY 6

FOR INTERMEDIATE SCHOOL USE

Exercise your brain with these word puzzles!

P A R A M E D I C
 E
 H O S P I T A L
 C
 C
 U C C C
 C A R E I H R H
 F U N D R A I S E A
 S L E R W I N C H
 T Y N I
 R I T T
 E M E R G E N C Y Y R
 T G
 C
 H E L P I
 E L L O
 R T

Care	Crew	Fundraise
Accident	Rescue	Emergency
Charity	Hospital	Stretcher
Flying	Winch	Help
Pilot	Paramedic	Hangar



“When we aren’t out on a mission, the crew of the Grassroots Trust Rescue Helicopter are training at the hangar. It’s important we keep our brains active and fun games are a great way to do this.”

GRAEME BASE MANAGER

ACTIVITY 7

FOR PRIMARY SCHOOL USE

Exercise your brain with these word puzzles!

A	U	C	W	L	O	R	G	Y	T	M	U	E	H	C	P	N	S	K	C
K	L	I	F	E	S	A	V	I	N	G	S	O	F	E	G	A	A	N	H
C	Q	I	D	W	Y	U	B	L	R	H	J	R	A	L	O	V	M	G	O
O	B	M	V	C	R	T	C	E	N	I	N	K	D	X	I	I	O	D	P
M	F	X	T	K	I	E	C	M	O	U	R	G	E	N	T	G	L	I	P
M	D	R	N	G	N	S	P	I	J	S	P	A	G	H	P	A	H	E	E
U	H	Q	C	L	G	U	H	S	D	P	A	T	I	E	N	T	D	T	R
N	Y	E	V	B	E	W	R	S	G	P	I	M	A	K	Q	I	N	F	S
I	O	N	L	D	L	G	A	I	D	W	A	F	B	H	S	O	K	H	M
T	L	C	S	I	R	E	R	O	R	U	H	M	R	X	I	N	T	D	C
Y	Z	R	L	M	C	Y	T	N	A	S	P	E	E	D	A	D	I	V	P
M	F	V	I	D	R	O	N	I	K	U	Y	D	T	S	O	R	F	S	I
W	E	N	U	N	G	K	P	S	V	Y	W	I	U	R	G	N	C	O	E
S	A	H	E	A	L	T	H	T	F	O	P	C	S	H	E	Y	A	H	H
E	I	W	Z	K	P	Y	L	W	E	N	N	A	E	O	R	S	U	T	W
S	U	P	P	O	R	T	I	M	A	R	U	L	T	P	F	U	F	R	E

Community
Health
Speed
Lifesaving

Mission
Chopper
Flight
Navigation

Helicopter
Syringe
Patient
Donate

Medical
Urgent
Support

ACTIVITY 7

FOR INTERMEDIATE SCHOOL USE

Exercise your brain with these word puzzles!

A	U	C	W	L	O	R	G	Y	T	M	U	E	H	C	P	N	S	K	O
K	L	I	F	E	S	A	V	I	N	G	S	O	F	E	G	A	A	N	E
C	Q	I	D	W	Y	U	B	L	R	H	J	R	A	L	O	V	M	G	V
O	B	M	V	C	R	T	C	E	N	I	N	K	D	X	I	I	O	D	Z
M	F	X	T	K	I	E	C	M	O	U	R	G	E	N	T	G	L	I	S
M	D	R	N	G	N	S	P	I	J	S	P	A	G	H	P	A	H	E	G
U	H	Q	C	L	G	U	H	S	D	K	E	L	E	T	E	T	D	T	A
N	Y	E	V	B	E	W	R	S	G	P	I	M	A	K	Q	I	N	F	S
I	O	N	L	D	L	G	A	I	D	W	A	F	B	H	S	O	K	H	M
T	L	C	S	I	R	E	R	O	R	U	H	M	R	X	I	N	T	D	C
Y	Z	R	L	M	C	Y	T	N	A	S	P	E	E	D	A	D	I	V	P
M	F	V	I	D	R	O	N	I	K	U	Y	D	T	S	O	R	F	S	I
W	E	N	U	N	G	K	P	S	V	Y	W	I	U	R	G	N	C	O	E
S	A	H	E	A	L	T	H	T	F	O	P	C	S	H	E	Y	A	H	H
E	I	W	Z	K	P	Y	L	W	E	N	N	A	E	O	R	S	U	T	W
T	K	O	A	Q	A	E	I	M	A	R	U	L	T	P	F	U	F	R	E
D	L	E	T	Y	F	M	P	L	U	C	Z	Q	C	D	Y	P	G	H	P
I	W	A	I	W	V	L	P	A	T	I	E	N	T	N	I	P	I	M	U
L	T	O	L	S	I	C	I	X	K	P	O	H	U	A	G	O	S	A	L
M	C	E	F	C	M	R	T	S	M	U	H	S	H	F	U	R	P	J	N
C	H	O	P	P	E	R	P	L	A	Y	T	A	N	Y	H	T	C	O	T

Community
Health
Speed
Lifesaving

Mission
Chopper
Flight
Navigation

Helicopter
Syringe
Patient
Donate

Medical
Urgent
Support

ACTIVITY 8

Cost of equipment

What's onboard a rescue helicopter?
Can you guess how much each item costs?
Match the item to its cost.



RENE

CRITICAL CARE FLIGHT PARAMEDIC

“The Grassroots Trust Rescue Helicopter carries a lot of life-saving equipment! Before and after each mission we check all the equipment on board the helicopter to make sure everything is ready for the next mission.”



NIGHT VISION GOGGLES

\$700



JACKETS

\$3,500



A NEW BK-117 HELICOPTER

\$44,000



PILOT AND CREW HELMETS

\$15 MILLION




DEFIBRILLATOR

\$18,000

ACTIVITY 9

Design your own rescue helicopter!



“Next time you see the Grassroots Trust Rescue Helicopter flying overhead, make sure to give us a wave!”

GRAEME BASE MANAGER

THANK YOU!



Thank you for going through the Kids Crew Activity Booklet with your classroom!

We hope that you had as much fun going through it, as we had creating it.

Support from schools is incredibly important to us. The funds you raise go towards our operational costs and help ensure we can continue undertaking hundreds of life-saving missions in your community each year.

If you would like to support your rescue helicopter, there are lots of ways to do this.

- > Talk to your classroom about how they can help us save lives in their community.



- > Check out our website for more ideas:

www.give.rescue.org.nz/gtrh-school-fundraising

- > Fundraising guide: www.give.rescue.org.nz/gtrh-fundraising-guide

- > Website: www.rescue.org.nz

Our Fundraising Team is here to help you with your fundraising, every step of the way, so please get in touch and let us know what you're planning to do!

Email: fundraise@rescue.org.nz

We are so grateful for your support.